

**Everybody Sport and Recreation
Quarterly Monitoring Report
2014/15
Quarters 1 & 2 - 1st April 2014 to 30th September 2014**

APPENDIX 5

Content:

Key Participation & Performance Update
Leisure Development
Bikeability Programme



Everybody Sport and Recreation Key Participation & Performance

2014/15

Quarters 1 & 2 - 1st April 2014 to 30th September 2014

* Target = 1% uplift on previous year's actual attendance

Participation Q1 & Q2	Target *	Actual	Variance
Adult	570,148	554,622	-15,526
16ys & under	493,192	472,874	-20,318
60 Years +	73,931	58,150	-15,781
Disabled	New category	6,302	
Total Attendance	1,393,193	1,347,457	-45,736

Comment:

Attendance figures are now extracted from the new single leisure management system and are more accurate than those produced from merging the three former district council legacy systems. In accordance with the contract, the revised baseline figures will be established this year for future comparison.

Quest	Alsager	Congleton	Crewe	Holmes Chapel	Knutsford	Macclesfield	Middlewich	
Assessment Level	QE	QE	QE	QE	QP	QE	QE	
Score	S	S	S	S	G	S	R	
	Nantwich	Poynton	Sandbach	Shavington	Sir William Stanier	Victoria	Wilmslow	Leisure Dev
Assessment Level	QE	QE	QE	QE	QE	QE	QP	QP
Score	S	S	S	S	S	S	S	G

Quest 2014

Quest Assessment Levels:

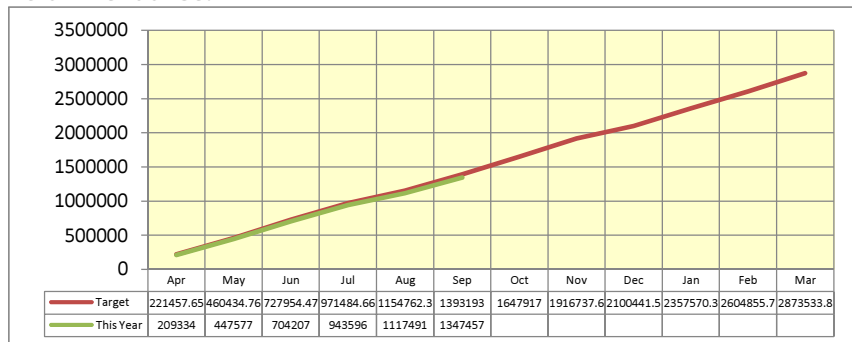
Banding Options per Assessment Level:

QE Quest Entry **U**nsatisfactory; **R**egistered (previously **S**atisfactory)

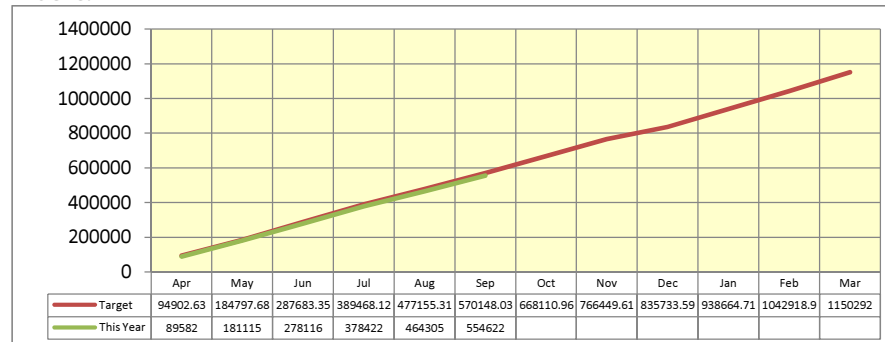
QP Quest Plus **U**nsatisfactory; **S**atisfactory; **G**ood; **E**xcellent

QS Quest Stretch **O**utstanding

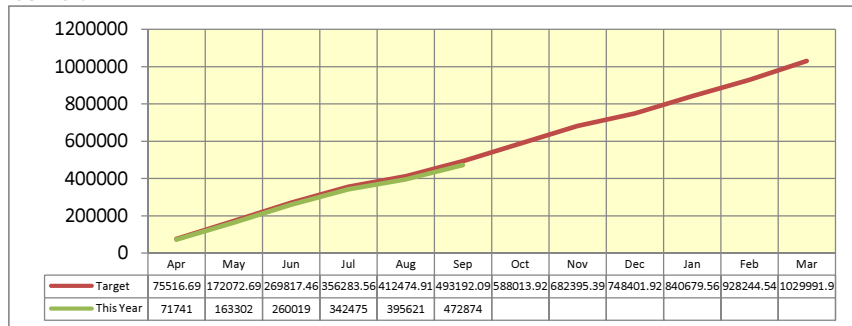
Total Attendance:



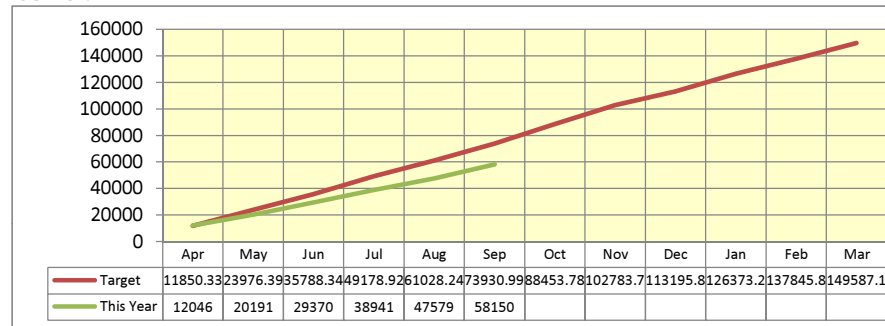
Adults:



Junior:



Senior:



**Everybody Sport and Recreation
Leisure Development**

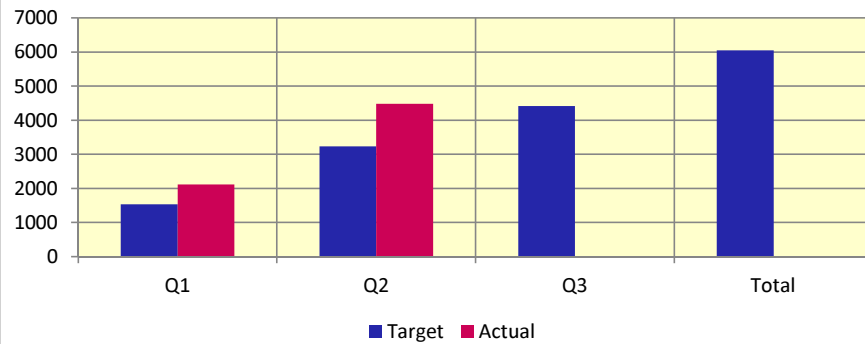
2014/15

Quarters 1 & 2 - 1st April 2014 to 30th September 2014

Volunteer Hours	Target	Actual	Variance
Total Hours Q1	1,531	2,113	582
Total Hours Q2	1,704	2,365	661
Total to Date	3,235	4,478	1243
<u>Comment:</u>			
Q1: Boosted by Commonwealth Queens Baton Relay in May.			
Q2: Includes time at Glasgow Residential by 4 project leads & volunteers.			

Quest:	
Leisure Development	
Assessment Level:	Quest Plus
Score:	Good
Date Achieved:	18.3.14

**Leisure Development
Volunteer Hours**



Bikeability Programme

Contact: Declan O'Regan

	Apr	May	Jun	Jul	Aug	Sep	Oct	Nov	Dec	Jan	Feb	Mar	Year to Date
No. Schools Visited	8	11	21	20	0	22							82
No. Young People:													
Level 2	204	265	574	459	25	544							2071
Level 3	0	60	0	20	2	56							138
Total	204	325	574	479	27	600	0	0	0	0	0	0	2209

Comments:

August

Delivery remains on track, as despite the number of those trained being low over the August month, this is as a result of school holidays, and is a common occurrence each year which we expect to see. Those trained in August came from summer camps and also from a Young Carers Project.